

# **Dust & Shadow Library Salon**

*Hayden Library, September 23<sup>rd</sup> 2019 - ?? 2019*



The Dust & Shadow Library Salon is a study room or an installation designed as a “physical narrative”, an immersive environment telling a story through objects, media and overall ambience. In this case, it's a Solarpunk inspired scenario for Phoenix in a possible future or parallel present. In the scenario the Hayden Library expanded its mandate to become a living archive and desert refuge. The Library Salon is a small vestibule within this library – a hybrid study space, listening bar, intimate lounge room and exploded publication.

## Scenario / backstory

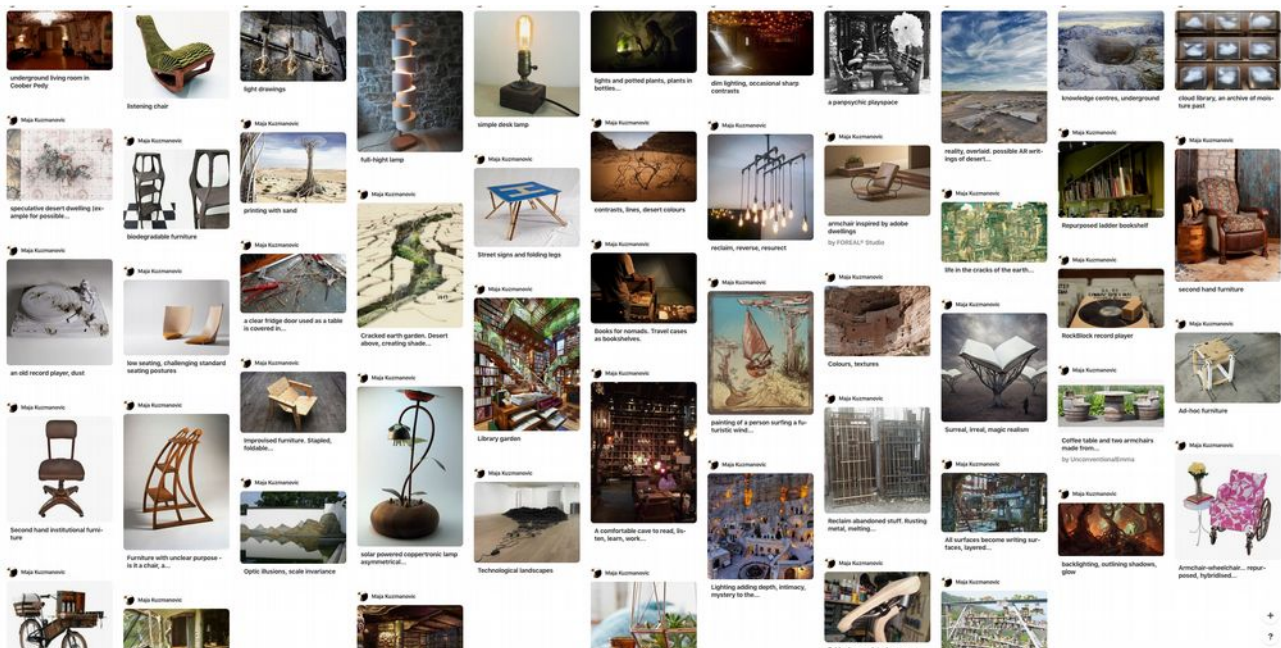
The ASU campus has become an underground oasis for cultivation and archiving of knowledge (human and otherwise). Above ground, heatwaves, storms and droughts make the surface increasingly inhospitable for humans. The landscape is a machine wilderness, a sparse technosphere where human activities have been reduced to rewilding, energy harvesting or occasional, hazardous transport.

The ASU and the Hayden library still exist. Their appearance has changed little since the early 21<sup>st</sup> century, yet their function and significance are quite distinct. The underground library became a monastic space for rethinking time, re-tuning urban clock-time and understanding the rhythms of the desert. This is the library of a desert university, where occult sciences, fictocriticism, coven studies and dust theory are common fields of study.

In the library there are convivial common areas, large caverns filled with heavily air-conditioned archives, as well as intimate vestibules for concentrated studies, solitary reflection and hushed dialogues. One of these vestibules is inhabited by a small collective of scholars (speculative historians, future archaeologists and experiential futurists), working on a panpsychic compendium — collecting myths, (hi)stories, fieldnotes along with other objects and media that describe how this world came to existence, by standing on the shoulders of its ancestors (speculative realists and designers, practical utopians, musical hauntologists etc.). They use this vestibule together or alone, to work, to converse and to rest.

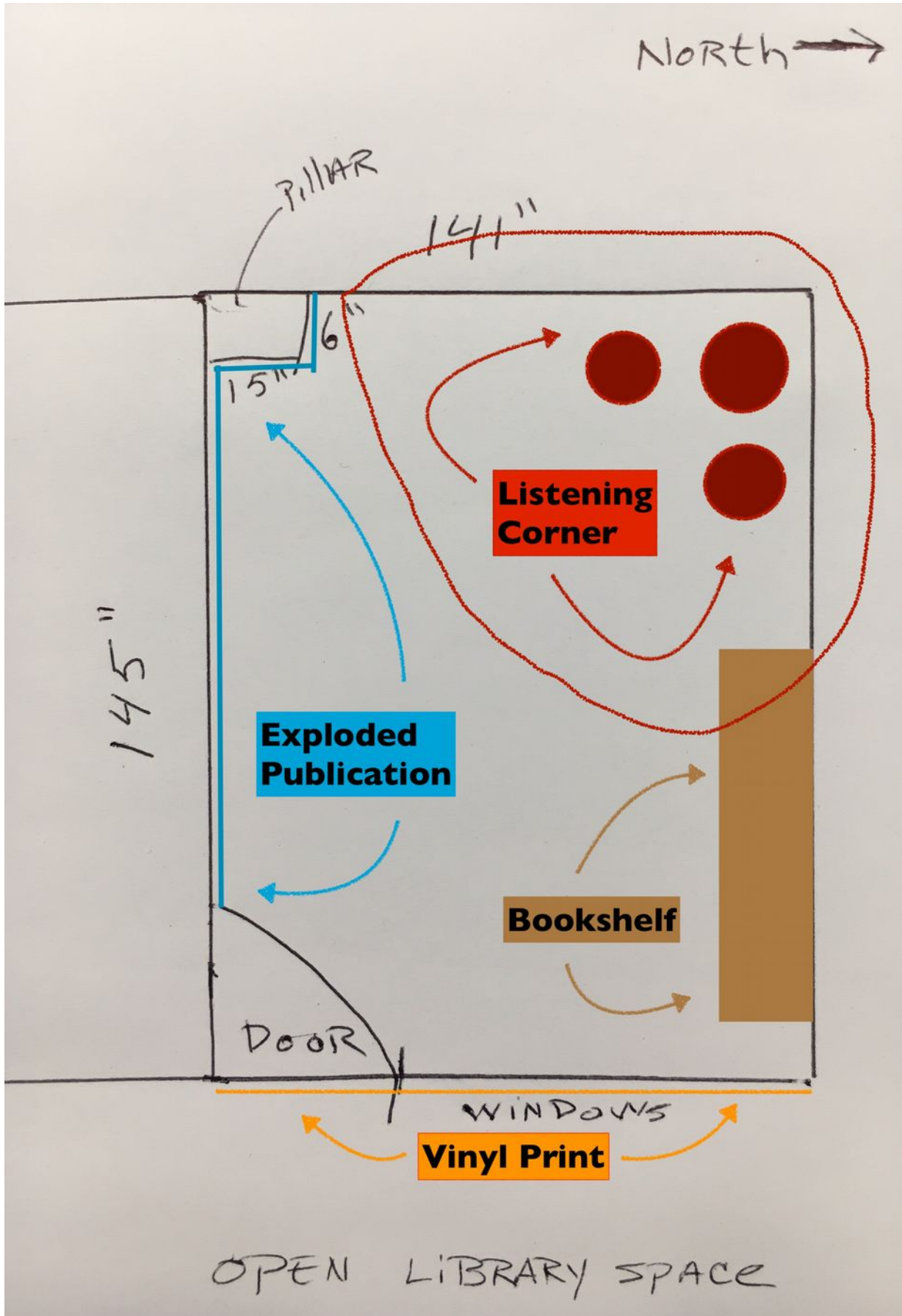
The moment one steps through the door, the space elicits a brief pause, a moment of awe/surprise/relaxation. It feels like stepping across a threshold into another world. The atmosphere in the room is hushed and calm, yet also feels electrified. As if the space is inhabited, yet the inhabitants are not present or visible, perhaps returning at any moment. Several activities are in progress, there is an intensity and absorption characteristic of creative endeavours. In the far corner of the room — in the listening corner — it's as if the space itself exhales and loosens up, expanding beyond its walls into the unseen spaces of the desert. This might be a hidden communication portal set up by Desert Hermeneuts, transmitting communications from the post-human-environs, or maybe just someone's lounge...

The Library Salon is intimate and contemplative, inviting its visitors to experience deceleration, solidarity (with humans and other-than-humans), appreciation, care, elation and relief, without losing a sense of irreverence and resistance.



Screenshot of the Dust & Shadow moodboard: <https://www.pinterest.com/deziluzija/dust-shadow/>

Dust & Shadow space in Hayden Library



## **Windows: Vinyl print** (across all glass surfaces)

Dimensions: Windows: top 46" wide x 74" tall; bottom 46" wide x 28" tall. Door: 24 1/4" wide x 79 1/4" tall; Transom 24 1/4" wide x 8" tall

### **Description**

The windows should be partially obscured, to reduce the amount of ambient lighting in the room, and to make it more secluded, like a niche, or a hidden vestibule in a larger underground space. The vinyl print should cover the entire glass surface with the same opacity on all sheets. Different range of opacities possible: 100%, 70%, 50%, 30% (Each vinyl sheet can only be one of these). The image provides a 'window' into the world of Dust & Shadow and a sense of the atmosphere we'd like to convey, even if passersby do not enter the room.

A few possibilities:


- Enlarged (macro) texture from FoAM's photos.
- An optical illusion of a facade/city/window from the scenario.
- An abstract pattern deforming/melting the flat/rectangular geometry of the windows and door...

### **Requirements**

FoAM will finalise and send the design (Deadline?)

Library will print window-wide vinyl stickers.

- Some things to check before printing – Are there more details of the material available? Is the vinyl completely opaque or perforated for light transmission? What is the colour on the back? Ideally the image should be seen on both sides, but if that's not possible, it would be good if the back side of the sticker could be grey or black rather than white.



## **Exploded publication**

Dimensions: 145", including one large whiteboard + 6" deep, 15" wide pillar, height: 108"

### **Description**


The entire wall, including the whiteboard, should appear as if someone is in the process of making a (non-linear) publication — it might become a mythology, a historiography or natural history book within the Dust & Shadow world. The wall is covered in notes, images, drawings, diagrams, recipes, cut-ups of quotations and other printed or hand-written materials, so that the wall appears like a large (unfinished) collage. Parts of the whiteboard can be left empty, or include questions for the visitors to answer themselves. As this wall is meant to look like a publication in progress, there can be tools and materials left behind (for anyone to use)— scissors, tape, string, markers, etc.

Depending on the lighting situation, we may need to add some lighting on this wall. They could be spotlights that clip on the whiteboard, or flashlights that people could use to illuminate parts of the wall as they like.

This wall should invite a detective-like curiosity in the visitors. They can browse through materials, finding different paths through the content, or they can become more involved by adding new layers or connections to the whole. We might want to take photos "before", "during" and "after" to see how it changes over the course of the exhibition.

### **Requirements**

- **Printing:** access to a printer and copier between 17-22 September
- **Wall:** check if we can tape or pin things directly on the wall.
- **Lighting:** check if there is sufficient light from the ceiling, perhaps add a couple of small spotlights (clipped on the whiteboard or installed on the wall), or flashlights (?)
- **Consumables:** whiteboard markers, tape, scissors, "red-string" (things people can use to add stuff on the wall).
- FoAM will provide printed and hand-drawn materials for this. We will need a few days to install in the space in September.

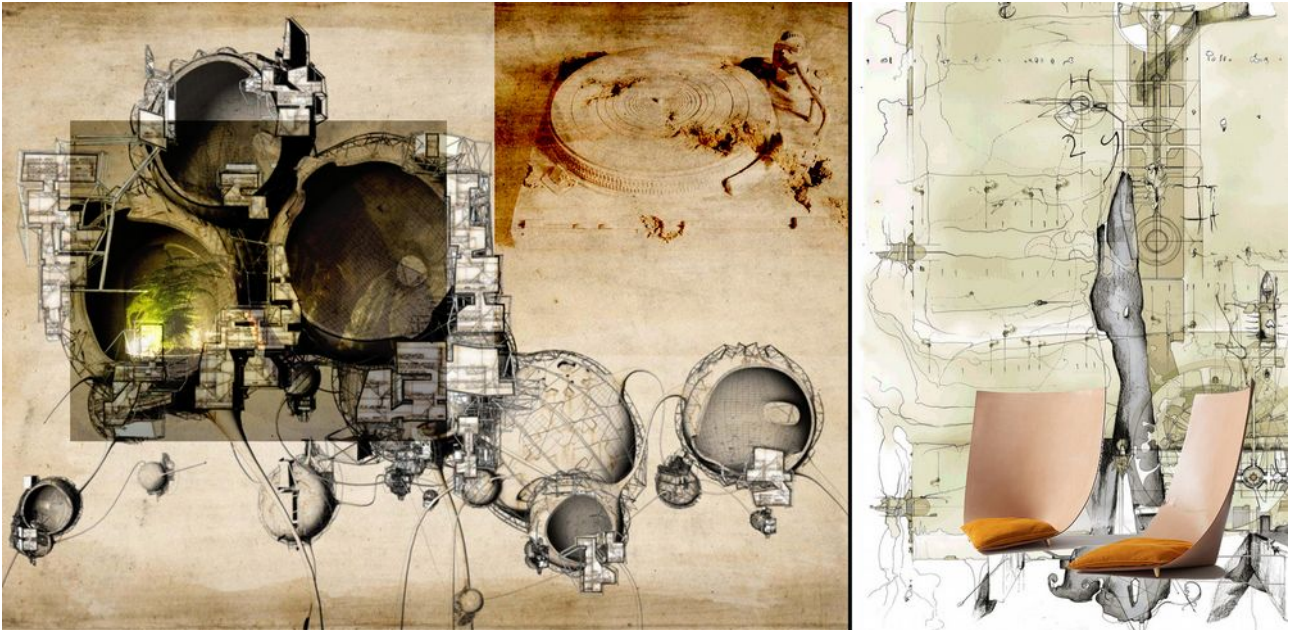


## Listening corner

Dimensions: back wall - 120" wall to pillar + 1/2 of the north wall; height: 108"


### Description

A comfortable and intimate corner to sit and listen to the soundscape, contemplate, read or quietly converse. A refuge, cocoon, or cavern for temporal unwinding. Design should encourage deceleration and repose, focusing attention on the sense of hearing rather than seeing.



### Requirements

- **Seating/lounging:** either two (low) lounge chairs or one small sofa + glasses/cups/bottles (as if someone just left)
- **Lighting:** Quite dark and cave-like. One reading light (on the table or the floor), shadows of plants, textures and objects on the wall
- **Listening:** Dust & Shadow record (FoAM to finalise, master and organise printing, ready early September). Record player (e.g. Rokblok or small self contained player) on a low round table, with headphones and/or small speakers.
- **Floor:** Small, used carpet(s) – desert weaving, faded... around the seating area or the whole floor (optional: a few cushions scattered on the floor so people can lay down)



## Ceiling

Dimensions: height: 108" x 145" x 141"

### Description

The ceiling should create the appearance of an underground space, living under the roots of desert plants. This could be achieved by running the cabling (black or dark brown) exposed and unruly across the ceiling. The biomorphic/geomorphic characteristics could be achieved through shadow projections, by hanging several (air) plant terrariums or other objects alongside tangled cables and lightbulbs, at different heights → shadows of alien-looking desert morphologies on the walls, floor and ceiling. Focus lighting on the Exploded Publication and Bookshelf, preferably keep the Listening Corner and Vinyl Windows dark.



### Requirements

- Keep the ceiling as dark as possible.
- Remove fluorescent light fixtures (hanging down from ceiling: 17")
- Lighting: exposed lightbulbs, (warm, yellow light, NO FLUORESCENTS), filtered through wiring, roots, plant terrariums, etc
- Source or make hanging (air)plant terrariums (9~10)



## Library shelf

Dimensions: depth ~10" x height – as high as possible (max ~100") x width ~ 70" roughly 1/2 of the wall, leaving room for the listening space in the back corner.

### **Description**

The library shelf is an archive of books, objects, (in)organic matter, framed photos and maps. It is a collection of currently existing materials that could become the 'seeds' of the Dust & Shadow world. As part of the narrative, it is a bookshelf shared by the Desert University scholars, so reflects their interests and world views. Like a museum display, reference library and or rarity cabinet, it is a catalog of things from the current time that people from this world think are worth preserving for posterity. In the bookshelf there are also small speakers, quietly playing recordings of vegetal voices, filling the air with soft clicking and chittering. The bookshelf should invite browsing, as if in a friend's living room, awaiting their return. While "waiting" people can look at the titles, browse through a book, read hand-written notes, or examine physical objects. It should encourage visitors to pick out a book, sit or lay down and read for a while...

### **Requirements**

- **Remove whiteboard from the wall**
- **Bookshelf:** either standing on the floor or attached to the wall (if required). The shelf could be one piece, or made out of repurposed objects (crates, ladders, cases...). It should have space for books, framed maps/photographs and other objects.
- **Books:** add to Ron's list, which the Library will source or purchase:  
[https://docs.google.com/document/d/1GO\\_Dp-QTnhSiKY9hnVfqI-O6FtosKj45gI2LNqZgI2A/edit?usp=sharing](https://docs.google.com/document/d/1GO_Dp-QTnhSiKY9hnVfqI-O6FtosKj45gI2LNqZgI2A/edit?usp=sharing)
- **Objects:** reminiscent of life in the Sonoran desert (wilderness+city) – rocks, desert plants, jars with dust in different colours, urban 'archeological' curiosa (disassembled tech, packaging...) - it would be good if everyone could collect materials they associate with Dust & Shadow for FoAM to include in the setup (Sep 16-22)
- **Framing:** a few photos and maps, to include in the bookshelf (FoAM to select, Library to print by mid Sep)
- **Speakers:** FoAM to bring small portable speakers with vegetal sounds





## **Checklist for materials needed for the Library Salon**

### **FoAM to prepare before arrival in Tempe**

- Design vinyl prints
- Dust & Shadow LP
- Send photos for the Library Shelf (to be printed by the Library or elsewhere?)
- select maps from library archive
- collect printed matter and hand-drawn materials for exploded publication. To finalise in Tempe
- Bring small speakers (with vegetal sounds)

### **Library (?)**

- Print vinyl prints for windows
- Print and frame maps and photographs (?)
- Books (after we finalise Ron's list, the Library will source or purchase)

### **Ron/Luke/Desert Humanities/FoAM/?? to source and/or build (TBD)**

- **Lighting**
  - Ceiling: hanging/exposed lightbulbs (warm, yellow light)
  - include something to cast shadows of plants, textures and objects on the wall (wiring, roots, plant terrariums...)
  - Exploded publication: (optional) a few small spotlights that can be clipped on the whiteboard, or flashlights that can hang on the wall – if the ceiling light is not sufficient.
  - Listening corner: one reading light (either a tall lamp standing on the floor or a desk lamp on the table)
- **Furniture**
  - Lounge chairs (2, low) or one small sofa.
  - Low, round coffee table (big enough to put a record with a Rokblok, or a larger record player)
  - Bookshelf either standing on the floor or attached to the wall (if required). The shelf could be one piece, or made out of repurposed objects (crates, ladders, cases...). It should have space for books as well as other objects.
  - Small carpet(s) around the seating area, or if possible the whole floor (used, faded, desert weaving...)
  - A few cushions scattered on the floor so people can sit or lay down (optional)
- **Sound equipment**
  - Record player (e.g. Rokblok - <http://rokblok.co/> or other small self-contained player)
  - Output device(s): Headphones and/or small speakers (TBD!)
- **Small materials**
  - Various desert-related objects (wilderness & city) e.g. rocks, plants, seeds, spices, dried aromatic herbs, dessicated remains, jars with dust in different colours, urban 'archeological' curiosa (disassembled tech, packaging...)
  - Writing/collaging consumables: whiteboard markers, tape, scissors, "red-string"
  - Tableware – a couple of (vintage/flea-market) shot glasses, empty bottles (tequila, aloe juice, etc...)

**Q: Are there interesting local designers whose work would fit the scenario (furniture/objects/kitchenware...)?**